



VizTrack Road View Dash Cam

Quick Start Guide

Thank you for purchasing the VizTrack Road View Dash Cam from BrickHouse GPS!

Installation

2 Cleaning

Clean the area on the windshield.

3 Mount Dash Cam to Windshield

Peel off the red film of 3M adhesive pad and stick the bracket to the front windshield of the vehicle.

4 Install Dash Cam

Slide the socket on the back of the Dash cam into the windshield mount until it locks.

Attention: The Dash Cam should be located in or near the middle of the front windshield, and be careful not to block the driver's view.

5 Install Short-Screw

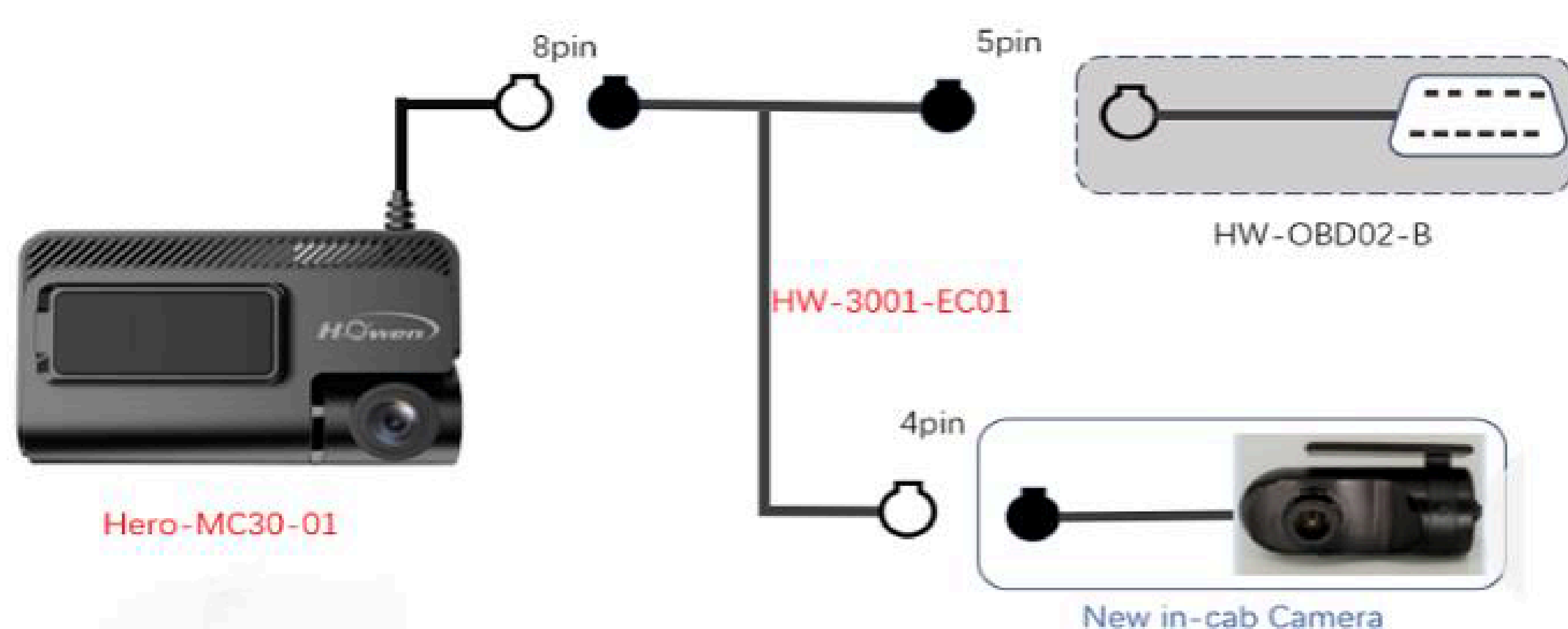
Install the short-screw that secure the bracket.

6 Adjust

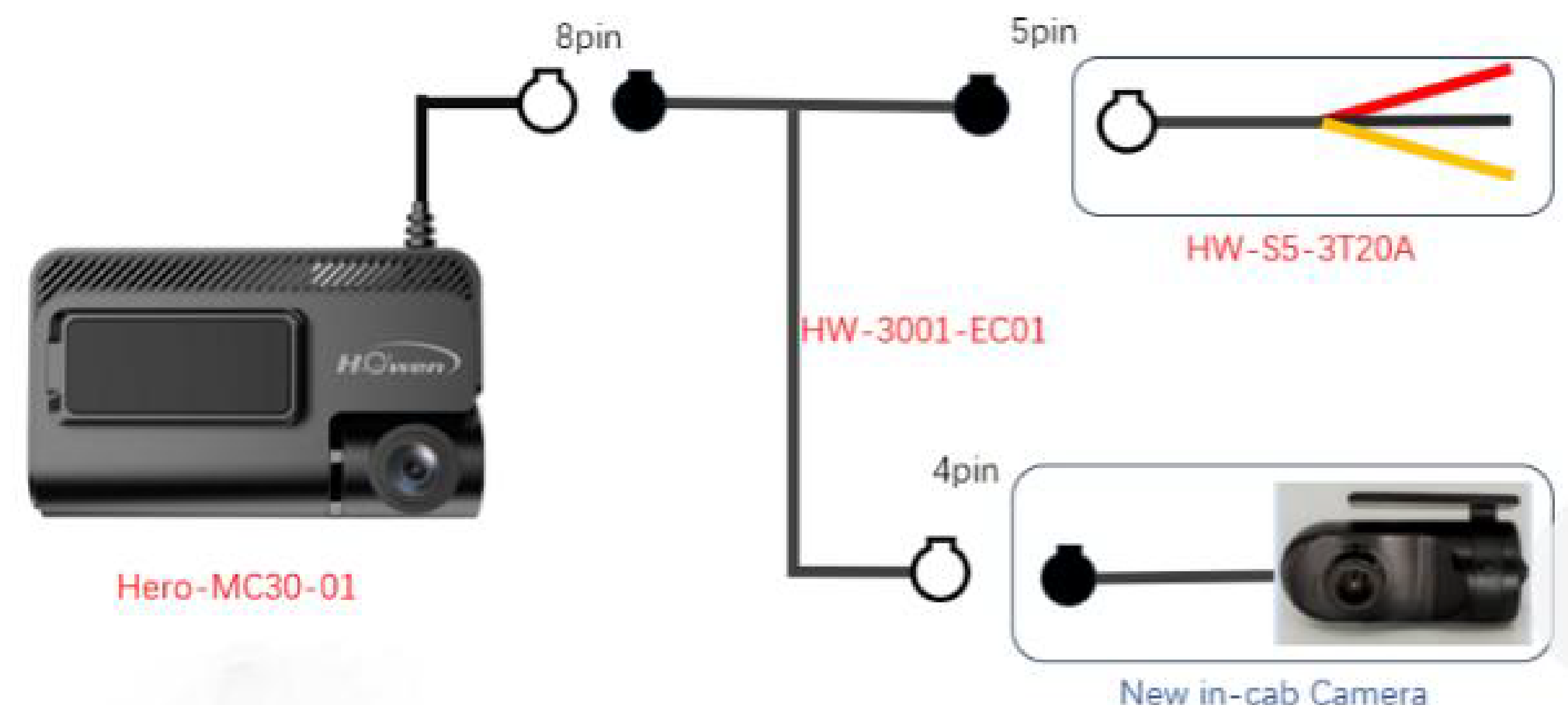
Connect the Dash cam to power source (There are two options to connect power, one is to use OBD, the other is to use 3-wire cable).

7 Power

Connect the Dash cam to power source (There are two options to connect power, one is to use OBD, the other is to use 3-wire cable).




Option 1: Connect power through OBD



Option 2: Connect power through VCC& ACC and GND cable

Package Contents



1	Dash Cam
2	Power Cable
3	Extension Cable
4	SIM Card Slot Cover
5	Bracket
6	Screwdriver
7	Long Screw
8	Short Screw

Device Overview

1	TF Card Slot
2	Short-screw hole, for fixing bracket
3	SIM Card Slot
4	Short-screw hole, for fixing card cover
5	Panic Button
6	LED Indicator White: Device initializing; Green: Device connecting to platform; Blue: Recording; Purple: GPS working; Red: Panic button alert.
7	Speaker Vent
8	Long-screw hole, for fixing the lens
9	Bracket Slots
10	Front Camera



Non-Warranty Regulations

- 1 Unauthorized repair, misuse, crash, negligence, abuse, liquid penetration, accident, tear or alteration.
- 2 Warranty expired.
- 3 Damage caused by force majeure.
- 4 Artificial damage. Such as the use of non-rated voltage, used in non-specified environments, etc. resulting product performance failures.

www.BrickHouseGPS.com

Important: If you did not purchase your device directly from BrickHouse GPS, please contact **(800) 654-7966** first to set up your account.



Support Questions?

If you have any questions or concerns, you can contact us directly at:



support@brickhousegps.com

or check out our online knowledge base:
brickhousegps.com/support

